



REFRIGERATION EQUIPMENT



1. Undercounter, Worktop, Reach-In, Pass-Thru Coolers
2. Walk-In Coolers
3. Cooler and Freezer Doors and Shelving
4. Compressors
5. OEM Cooler and Vending Replacement Parts

Hoshizaki

Hoshizaki TempGuard® and SafeTemp® refrigerators and freezers are produced in one of the industry's most automated production plants, utilizing the latest state-of-the-art technology. Every refrigerator and freezer is run-tested at the factory prior to shipment, and has a 2 year warranty.

TempGuard® Features

- Stainless steel interior and exterior
- EverCheck® control center provides audio and visual signals alerting operators to clean filter and/or condenser coil
- On-line defrost control prevents excessive coil "ice-up" while maintaining cabinet temperature
- Ducted air distribution system achieves a uniform cabinet temperature even when full
- TempGuard® high and low temperature alarm protects beverages and food from spoilage
- Die cast legs, stainless steel feet and casters offer durability and mobility

TempGuard® and SafeTemp® Features

- Exterior temperature LED allows operator to monitor temperature levels
- Cabinet door perimeter heater prevents condensation in extremely high humidity environments
- Flush mount door handles maximize aisle space
- Doors stay open at 105°, are self-closing at 75°, and door closure spring tension is adjustable
- Automatic hot gas condensate disposal system eliminates need for external drain
- Freezers - electronic control can be set to initiate heated defrost cycles every 3, 4, 8, 12 or 24 hours
- High pressure cut-off switch protects compressor from excessive pressure
- Shelves are adjustable in 1" increments
- Manual power switch for perimeter heater allows energy savings in low humidity environments
- Removable, cleanable air filter protects condenser
- Condensate overflow tube directs evaporated condensate water away from top of cabinet under extreme conditions
- Casters offer durability and mobility



Hoshizaki undercounter



Hoshizaki worktop



Hoshizaki reach-in



Hoshizaki pass-thru



U.S. Cooler walk-in

U.S. Cooler doors





REFRIGERATION EQUIPMENT



TempGuard® Undercounter Refrigerators and Freezers

Features

- Stainless steel interior and exterior top, front, sides and bottom with galvanized back
- EverCheck® control center provides audio and visual signals alerting operators to clean filter and/or condenser coil
- Removable cartridge style refrigeration system
- Cabinet and doors are foamed with CFC-free polyurethane foam
- Doors and drawer fronts are constructed of high-grade 300 Series stainless steel inside and out
- 4" heavy duty casters are standard



All units are 32.3" deep, and 33.9" high including 4" casters. (See chart for widths.) No center shelves. Electrical: 115V/60/1, voltage range: 104-126, HACR breaker: 15.0. Ambient temperature range: 45°-100° F.

Refrigerator control set point range: +21° to +53° F.
Refrigerant: R-134a.

Freezer control set point range: -13° to +19° F.
Refrigerant: R-404A.

*Energy Star certified.



HUR40A
HUF40A



HUR68A
HUF68A



HUR96A



HUR40A-D
HUF40A-D



HUR68A-D

| | Refrigerators | | | | | Freezers | | |
|---------------------------|---------------------|----------------------|----------------------|---------------------|----------------------|--------------|------------|----------|
| | HUR40A* | HUR68A* | HUR96A* | HUR40A-D | HUR68A-D | HUF40A | HUF68A* | HUF40A-D |
| Interior storage capacity | 8.5 ft ² | 18.8 ft ² | 29.1 ft ² | 8.5 ft ² | 18.8 ft ² | 8.5 | 18.8 | 8.5 |
| Width | 40.25" | 68" | 95.8" | 40.25" | 68" | 40.25" | 68" | 40.25" |
| Depth, doors/drawer open | 56.8" | 56.8" | 56.8" | 58.1" | 58.1" | 56.8" | 56.8" | 58.1" |
| Interior door opening W | 22.5" | 22.5" | 22.5" | N/A | N/A | 22.5" | 22.5" | N/A |
| Interior door opening H | 24.3" | 24.3" | 24.3" | 9.9" | 9.9" | 24.3" | 24.3" | 9.9" |
| Adjustable shelves | 2 | 4 | 6 | N/A | N/A | 2 | 4 | N/A |
| Shelf size, W x D | 22.4 x 24.6" | 25 x 24.6" | 25.9 x 24.6" | N/A | N/A | 22.4 x 24.6" | 25 x 24.6" | N/A |
| Amperage | 5.0 | 4.8 | 6.0 | 5.0 | 5.0 | 5.5 | 10.0 | 5.5 |
| *Energy (kwh/day) | 3.2 | 4.5 | 5.2 | 3.2 | 4.9 | 8.0 | 12.0 | 8.9 |
| *Heat rejection (BTU/hr) | 449 | 638 | 740 | 449 | 695 | 1133 | 1708 | 1267 |

*Based on 100° F ambient cycling at set point



REFRIGERATION EQUIPMENT



TempGuard® Worktop Refrigerators and Freezers

Features

- Stainless steel interior and exterior top, front, sides and bottom with galvanized back. Top includes 4" backsplash
- EverCheck® control center provides audio and visual signals alerting operators to clean filter and/or condenser coil
- Removable cartridge style refrigeration system
- Cabinet and doors are foamed with CFC-free polyurethane foam
- Doors and drawer fronts are constructed of high-grade 300 Series stainless steel inside and out
- 6" heavy duty casters are standard



All units are 32.3" deep, and 39.9" high including 6" casters. (See chart for widths.) No center shelves. Electrical: 115V/60/1, voltage range: 104-126, HACR breaker: 15.0. Ambient temperature range: 45°-100° F.

Refrigerator control set point range: +21° to +53° F.
Refrigerant: R-134a.

Freezer control set point range: -13° to +19° F.
Refrigerant: R-404A.

*Energy Star certified.



| | Refrigerators | | | | | Freezers | | |
|---------------------------|---------------------|----------------------|----------------------|---------------------|----------------------|--------------|------------|----------|
| | HWR40A* | HWR68A* | HWR96A* | HWR40A-D | HWR68A-D | HWF40A | HWF68A* | HWF40A-D |
| Interior storage capacity | 8.5 ft ² | 18.8 ft ² | 29.1 ft ² | 8.5 ft ² | 18.8 ft ² | 8.5 | 18.8 | 8.5 |
| Width | 40.25" | 68" | 95.8" | 40.25" | 68" | 40.25" | 68" | 40.25" |
| Depth, doors/drawer open | 56.8" | 56.8" | 56.8" | 58.1" | 58.1" | 56.8" | 56.8" | 58.1" |
| Interior door opening W | 22.5" | 22.5" | 22.5" | N/A | N/A | 22.5" | 22.5" | N/A |
| Interior door opening H | 24.3" | 24.3" | 24.3" | 9.9" | 9.9" | 24.3" | 24.3" | 9.9" |
| Adjustable shelves | 2 | 4 | 6 | N/A | N/A | 2 | 4 | N/A |
| Shelf size, W x D | 22.4 x 24.6" | 25 x 24.6" | 25.9 x 24.6" | N/A | N/A | 22.4 x 24.6" | 25 x 24.6" | N/A |
| Amperage | 5.0 | 5.0 | 6.0 | 5.0 | 5.0 | 5.5 | 10.0 | 5.5 |
| *Energy (kwh/day) | 3.2 | 4.5 | 5.2 | 3.2 | 4.9 | 8.0 | 12.0 | 8.9 |
| *Heat rejection (BTU/hr) | 449 | 638 | 740 | 449 | 695 | 1133 | 1708 | 1267 |

*Based on 100° F ambient cycling at set point

Advanced Beverage Solutions • Ph: 877-814-2271 • Fax: 847-524-1710 • E-mail: absocs@absone.com • Visit us online at www.absone.com




REFRIGERATION EQUIPMENT



TempGuard® Reach-In Refrigerators and Freezers

Features

- Stainless steel interior and exterior
- EverCheck® control center provides audio and visual signals alerting operators to clean filter and/or condenser coil 
- Ducted air distribution system for uniform cabinet temperature that eliminates “hot spots”
- Cabinet and doors are foamed with R-134A CFC-free polyurethane foam
- Doors are constructed of high-grade 300 Series stainless steel

All units are 33.6" deep, (58.5" deep with doors open at 90°), and 84.5" high including 6" adjustable legs. (See chart for widths.) Electrical: 115V/60/1, voltage range: 104-126, HACR breaker: 15.0 (HACR: 20.0 for FH2-SSB and FH2-SSB-HD). Ambient temperature range: 45°-100° F. Refrigerant for refrigerators and freezers: R-404A.

Refrigerator control set point range: +36° to +50° F.
Freezer control set point range: -10° to +25° F.

*Energy Star certified.



| | Refrigerators | | | | | | Freezers | | | |
|---------------------------|----------------------|----------------------|----------------------|----------------------|----------------------|----------------------|----------------------|----------------------|----------------------|----------------------|
| | RH1SSB* | RH1SSBHD | RH2SSB* | RH2SSBHD | RH3SSB* | RH3SSBHD | FH1SSB* | FH1SSBHD | FH2SSB* | FH2SSBHD* |
| Interior storage capacity | 22.3 ft ² | 22.3 ft ² | 48.3 ft ² | 48.3 ft ² | 73.7 ft ² | 73.7 ft ² | 22.3 ft ² | 22.3 ft ² | 48.3 ft ² | 48.3 ft ² |
| Width | 27.5" | 27.5" | 55" | 55" | 82.5" | 82.5" | 27.5" | 27.5" | 55" | 55" |
| Depth with doors open | 58.5" | 58.5" | 58.5" | 58.5" | 58.5" | 58.5" | 58.5" | 58.5" | 58.5" | 58.5" |
| Interior door opening W | 21.75" | 21.75" | 21.75" | 21.75" | 21.75" | 21.75" | 21.75" | 21.75" | 21.75" | 21.75" |
| Interior door opening H | 59.25" | 26.75" | 59.25" | 26.75" | 59.25" | 26.75" | 59.25" | 26.75" | 59.25" | 26.75" |
| Adjustable shelves | 3 | 3 | 6 | 6 | 9 | 9 | 3 | 3 | 6 | 6 |
| Center shelves | N/A | N/A | 3 | 3 | 6 | 6 | N/A | N/A | 3 | 3 |
| Shelf size, W x D | 21.25 x 26" | 21.25 x 26" | 21.25 x 26" | 21.25 x 26" | 21.25 x 26" | 21.25 x 26" | 21.25 x 26" | 21.25 x 26" | 21.25 x 26" | 21.25 x 26" |
| Amperage | 7.0 | 7.0 | 10.0 | 10.0 | 13.0 | 13.0 | 11.0 | 11.0 | 15.5 | 15.5 |
| *Energy (kwh/day) | 7.6 | 7.6 | 12.2 | 12.2 | 15.7 | 15.7 | 14.6 | 14.6 | 24.0 | 24.0 |
| *Heat rejection (BTU/hr) | 1075 | 1075 | 1735 | 1735 | 2236 | 2236 | 2100 | 2100 | 3415 | 3415 |

*Based on 100° F ambient cycling at set point



REFRIGERATION EQUIPMENT



TempGuard® Reach-In Dual Temp Refrigerator/Freezer Combos

Features

- Stainless steel interior and exterior
- EverCheck® control center provides audio and visual signals alerting operators to clean filter and/or condenser coil
- Ducted air distribution system for uniform cabinet temperature that eliminates “hot spots”
- Cabinet and doors are foamed with R-134A CFC-free polyurethane foam
- Doors are constructed of high-grade 300 Series stainless steel



All units are 33.6" deep, (58.5" deep with doors open at 90°), and 84.5" high including 6" adjustable legs. (See chart for widths.) Electrical: 115V/60/1, voltage range: 104-126. Ambient temperature range: 45°-100° F. Refrigerant for refrigerators and freezers: R-404A.

Refrigerator control set point range: +36° to +50° F.
Freezer control set point range: -10° to +25° F.

*Energy Star certified.



| | Refrigerator/Freezer Combos | | | | |
|---------------------------|--|---|---|---|---|
| | RFH1SSBHD | RFH2SSB* | RFH2SSBHD | RFH3SSB* | RFH3SSBHD |
| Interior storage capacity | Refrigerator 9.1 ft ² Freezer 10.5 ft ² | Refrigerator 22.3 ft ² Freezer 22.3 ft ² | Refrigerator 22.3 ft ² Freezer 22.3 ft ² | Refrigerator 48.3 ft ² Freezer 22.3 ft ² | Refrigerator 48.3 ft ² Freezer 22.3 ft ² |
| Width | 27.5" | 55" | 55" | 82.5" | 82.5" |
| Depth with doors open | 58.5" | 58.5" | 58.5" | 58.5" | 58.5" |
| Interior door opening W | 21.75" | 21.75" | 21.75" | 21.75" | 21.75" |
| Interior door opening H | 26.75" | 59.25" | 26.75" | 59.25" | 26.75" |
| Adjustable shelves | 3 | 6 (3 each) | 6 (3 each) | Refrigerator 6, freezer 3 | Refrigerator 6, freezer 3 |
| Center shelves | N/A | N/A | 3 | Refrigerator 3, freezer 0 | Refrigerator 3, freezer 0 |
| Shelf size, W x D | 21.25 x 26" | 21.25 x 26" | 21.25 x 26" | 21.25 x 26" | 21.25 x 26" |
| Amperage | 16.0 | 18.4 | 18.4 | 21.6 | 21.6 |
| HACR breaker | 20.0 | 30.0 | 30.0 | 30.0 | 30.0 |
| *Energy (kwh/day) | 19.7 | 19.2 | 19.2 | 22.9 | 22.9 |
| *Heat rejection (BTU/hr) | 2800 | 2740 | 2740 | 3260 | 3260 |

*Based on 100° F ambient cycling at set point

Advanced Beverage Solutions • Ph: 877-814-2271 • Fax: 847-524-1710 • E-mail: absocs@absone.com • Visit us online at www.absone.com



REFRIGERATION EQUIPMENT



TempGuard® Reach-In Glass Door Refrigerators

Features

- Stainless steel interior and exterior
- EverCheck® control center provides audio and visual signals alerting operators to clean filter and/or condenser coil
- Ducted air distribution system for uniform cabinet temperature that eliminates “hot spots”
- Cabinet walls are foamed with R-134A CFC-free polyurethane foam
- Doors glass is triple pane, argon filled with Low-E non-reflective coating
- Cylinder door locks standard



All units are 33.6" deep, (58.5" deep with doors open at 90°), and 84.5" high including 6" adjustable legs. (See chart for widths.) Electrical: 115V/60/1, HACR breaker: 15.0, voltage range: 104-126. Ambient temperature range: 45°-100° F. Refrigerant for refrigerators and freezers: R-404A.

Refrigerator control set point range: +36° to +50° F.



| | Glass Door Refrigerators | | | | | |
|---------------------------|---------------------------------|----------------------|----------------------|----------------------|----------------------|----------------------|
| | RH1SSBFG | RH1SSBHG | RH2SSBFG | RH2SSBHG | RH3SSBFG | RH3SSBHG |
| Interior storage capacity | 22.3 ft ² | 22.3 ft ² | 48.3 ft ² | 48.3 ft ² | 73.7 ft ² | 73.7 ft ² |
| Width | 27.5" | 27.5" | 55" | 55" | 82.5" | 82.5" |
| Depth with doors open | 58.5" | 58.5" | 58.5" | 58.5" | 58.5" | 58.5" |
| Interior door opening W | 21.75" | 21.75" | 21.75" | 21.75" | 21.75" | 21.75" |
| Interior door opening H | 59.25" | 26.75" | 59.25" | 26.75" | 59.25" | 26.75" |
| Adjustable shelves | 3 | 3 | 6 | 6 | 9 | 9 |
| Center shelves | N/A | N/A | 3 | 3 | 6 | 6 |
| Shelf size, W x D | 21.25 x 26" | 21.25 x 26" | 21.25 x 26" | 21.25 x 26" | 21.25 x 26" | 21.25 x 26" |
| Amperage | 7.0 | 7.0 | 10.0 | 10.0 | 13.0 | 13.0 |
| *Energy (kwh/day) | 7.6 | 7.6 | 12.2 | 12.2 | 15.7 | 15.7 |
| *Heat rejection (BTU/hr) | 1075 | 1075 | 1735 | 1735 | 2236 | 2236 |

*Based on 100° F ambient cycling at set point



REFRIGERATION EQUIPMENT



TempGuard® Pass-Thru Refrigerators

Features

- Stainless steel interior and exterior
- EverCheck® control center provides audio and visual signals alerting operators to clean filter and/or condenser coil
- Ducted air distribution system for uniform cabinet temperature that eliminates “hot spots”
- Cabinet walls (and solid door models) are foamed with R-134A CFC-free polyurethane foam
- Double pane heated glass doors
- Cylinder door locks standard



- HGHS = half glass front doors / half stainless back doors
- FGFG = full glass front doors / full glass back doors
- HGHG = half glass front doors / half glass back doors
- FSFS = full stainless front doors / full stainless back doors
- HSHS = half stainless front doors / half stainless back doors

All units are 35.9" deep, (86" deep with all doors open at 90°), and 84.5" high including 6" adjustable legs. (See chart for widths.) Electrical: 115V/60/1, HACR breaker: 15.0, voltage range: 104-126. Ambient temperature range: 45°-100° F. Refrigerant for refrigerators and freezers: R-404A. Refrigerator control set point range: +36° to +50° F.



| | Glass Door Refrigerators | | | | | Solid Door Refrigerators | | | |
|---------------------------|--------------------------|----------------------|----------------------|----------------------|----------------------|--------------------------|----------------------|----------------------|----------------------|
| | PTR1SSB-HGHS | PTR1SSB-FGFG | PTR1SSB-HGHG | PTR2SSB-FGFG | PTR2SSB-HGHG | PTR1SSB-FSFS | PTR1SSB-HSHS | PTR2SSB-FSFS | PTR2SSB-HSHS |
| Interior storage capacity | 23.8 ft ² | 23.8 ft ² | 23.8 ft ² | 51.3 ft ² | 51.3 ft ² | 23.8 ft ² | 23.8 ft ² | 51.3 ft ² | 51.3 ft ² |
| Width | 27.5" | 27.5" | 27.5" | 55" | 55" | 27.5" | 27.5" | 55" | 55" |
| Depth with doors open | 85.1" | 84.7" | 84.7" | 85.9" | 85.9" | 85.9" | 85.9" | 85.9" | 85.9" |
| Interior door opening W | 21.75" | 21.75" | 21.75" | 21.75" | 21.75" | 21.75" | 21.75" | 21.75" | 21.75" |
| Interior door opening H | 26.75" | 59.25" | 26.75" | 59.25" | 26.75" | 59.25" | 26.75" | 59.25" | 26.75" |
| Adjustable shelves | 3 | 3 | 3 | 6 | 6 | 3 | 3 | 6 | 6 |
| Center shelves | N/A | N/A | N/A | 3 | 3 | N/A | N/A | 3 | 3 |
| Shelf size, W x D | 21.2 x 30.75" | 21.2 x 30.75" | 21.2 x 30.75" | 21.2 x 30.75" | 21.2 x 30.75" | 21.2 x 30.75" | 21.2 x 30.75" | 21.2 x 30.75" | 21.2 x 30.75" |
| Amperage | 12.0 | 12.0 | 12.0 | 12.0 | 12.0 | 12.0 | 12.0 | 12.0 | 12.0 |
| *Energy (kwh/day) | 16.0 | 18.5 | 18.5 | 16.6 | 16.6 | 12.0 | 12.0 | 16.6 | 16.6 |
| *Heat rejection (BTU/hr) | 2273 | 2630 | 2630 | 2360 | 2360 | 1700 | 1700 | 2360 | 2360 |

*Based on 100° F ambient cycling at set point

Advanced Beverage Solutions • Ph: 877-814-2271 • Fax: 847-524-1710 • E-mail: absocs@absone.com • Visit us online at www.absone.com



REFRIGERATION EQUIPMENT



SafeTemp® Reach-In Refrigerators and Freezers

Features

- Stainless steel doors, front panel and interior floor
- Anodized aluminum interior and exterior sides
- Cabinet and doors are foamed with R-134A CFC-free polyurethane foam
- Doors are constructed of high-grade 300 Series stainless steel
- 4" heavy duty casters standard

All units are 33.6" deep, (58.5" deep with doors open at 90°), and 82.5" high including 4" casters. (See chart for widths.)

Electrical: 115V/60/1, voltage range: 104-126, HACR breaker: 15.0 (HACR: 20.0 for FH2-AAC and FH2-AAC-HD).

Ambient temperature range: 45°-100° F.

Refrigerator control set point range: +37° to +55° F.

Refrigerant: R-134a.

Freezer control set point range: -10° to +28° F.

Refrigerant: R-404A.

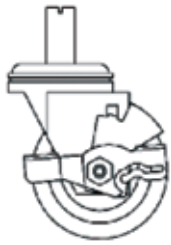
*Energy Star certified.



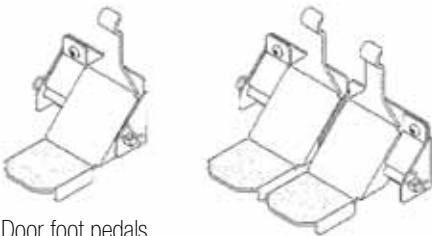
| | Refrigerators | | | | | | Freezers | | | |
|---------------------------|----------------------|----------------------|----------------------|----------------------|----------------------|----------------------|----------------------|----------------------|----------------------|----------------------|
| | RH1AAC* | RH1AACHD | RH2AAC* | RH2AACHD | RH3AAC* | RH3AACHD | FH1AAC* | FH1AACHD | FH2AAC* | FH2AACHD* |
| Interior storage capacity | 22.3 ft ² | 22.3 ft ² | 48.3 ft ² | 48.3 ft ² | 73.7 ft ² | 73.7 ft ² | 22.3 ft ² | 22.3 ft ² | 48.3 ft ² | 48.3 ft ² |
| Width | 27.5" | 27.5" | 55" | 55" | 82.5" | 82.5" | 27.5" | 27.5" | 55" | 55" |
| Depth with doors open | 58.5" | 58.5" | 58.5" | 58.5" | 58.5" | 58.5" | 58.5" | 58.5" | 58.5" | 58.5" |
| Interior door opening W | 21.75" | 21.75" | 21.75" | 21.75" | 21.75" | 21.75" | 21.75" | 21.75" | 21.75" | 21.75" |
| Interior door opening H | 59.25" | 26.75" | 59.25" | 26.75" | 59.25" | 26.75" | 59.25" | 26.75" | 59.25" | 26.75" |
| Adjustable shelves | 3 | 3 | 6 | 6 | 9 | 9 | 3 | 3 | 6 | 6 |
| Center shelves | N/A | N/A | 3 | 3 | 6 | 6 | N/A | N/A | 3 | 3 |
| Shelf size, W x D | 21.25 x 26" | 21.25 x 26" | 21.25 x 26" | 21.25 x 26" | 21.25 x 26" | 21.25 x 26" | 21.25 x 26" | 21.25 x 26" | 21.25 x 26" | 21.25 x 26" |
| Amperage | 5.0 | 5.0 | 7.0 | 7.0 | 12.5 | 12.5 | 11.0 | 11.0 | 15.5 | 15.5 |
| *Energy (kwh/day) | 6.4 | 6.4 | 9.8 | 9.8 | 15.4 | 15.4 | 15.0 | 15.0 | 23.6 | 23.6 |
| *Heat rejection (BTU/hr) | 910 | 910 | 1390 | 1390 | 2160 | 2160 | 2158 | 2158 | 3355 | 3355 |

*Based on 100° F ambient cycling at set point


Reach-In Accessories



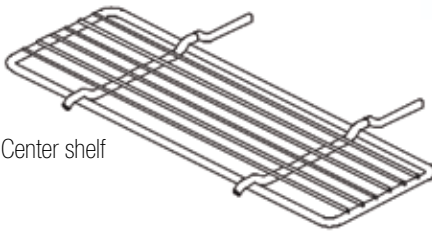
Caster with brake



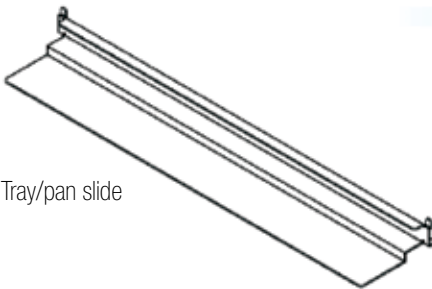
Door foot pedals



Full shelf



Center shelf



Tray/pan slide

| Part Number | Description |
|-------------|---|
| HS3546 | 4" Casters (set of four, two with brakes) |
| HS3547 | 4" Casters (set of six, three with brakes) for 3 section SSB reach-ins only |
| HS3511 | 6" Legs (set of two) 3 section uprights only |
| HS3512 | 6" Legs (set of four) 1 / 2 / 3 section uprights |
| HS3712 | 2.8" Casters (set of four, two with brakes) for 1 and 2 section undercounters |
| HS3713 | 2.8" Casters (set of six, three with brakes) 3 section undercounters |
| HS3714 | 6" Legs (set of four) 1 and 2 section undercounters and worktops |
| HS3715 | 6" Legs (set of six) 3 section undercounters and worktops |
| HS3513 | One door foot pedal |
| HS3514 | Two door foot pedal |
| HS3507 | Standard epoxy shelf (SSE, SSB, AAC or commercial series) |
| HS3502 | Stainless steel shelf (SSE, SSB, AAC or commercial series) |
| HS3551 | Epoxy shelf (for all pass-thru units) |
| HS3553 | Stainless steel shelf (PTRX-SSB pass-thru) |
| HS3561 | Epoxy shelf (2 or 3 section undercounter) |
| HS3563 | Epoxy shelf (1 section undercounter) |
| HS3509 | Epoxy center shelf (SSB only) |
| HS3504 | Stainless steel center shelf (SSB only) |
| HS3557 | Stainless steel bottom support combination pan slides (1 set)* |
| HS3558 | Stainless steel bottom support combination pan slides (4 sets)* |
| HS3559 | Undercounter tray/pan rack slides, accomodates (7) 18" x 26" pans |
| HS4010 | 46" X 16" x 1/2" cutting board for prep table |
| HS4011 | 72" X 16" x 1/2" cutting board for prep table |
| HS3531 | Padlock hasp for two section reach-ins |
| HS3543 | Padlock hasp for one section (hinged left) |
| HS3544 | Padlock hasp for one section (hinged right) |
| HS3600 | Correctional facility packages |
| HS3527 | Door reversal kit, full door (right to left) |
| HS3528 | Door reversal kit, full door (left to right) |
| HS3529 | Door reversal kit, half door (right to left) |
| HS3530 | Door reversal kit, half door (left to right) |

*Tray/Pan slides accommodate (1) Baker Pan: Width 17-7/8" to 18" x Length 25-3/4" to 26-7/8", or (2) Hotel Pans: Width 12-7/8" to 13" x Length 20-3/4" to 20-7/8".



www.advancedbeveragesolutions.fastcooler.com

Your One-Stop Source for Walk-In Coolers!

This website has all the information you'll need to make an informed and intelligent decision when selecting a walk-in cooler:

- Buyer's Guide
- Online video and pdf Installation Guide
- *Cooler Connection*, the coolest blog in the Foodservice Industry!
- FAQ's
- E-mail link to ask specific questions
- Information about the manufacturer, U.S. Cooler
- Online purchasing 24-7

Here's a sample of what you'll find in our Buyer's Guide...

When making a decision which walk-in cooler or freezer to buy there are many things that must be considered. Our online Buyer's Guide will help you go through all these considerations...

WHAT IS IMPORTANT TO YOU

MATERIALS

INSULATION MATERIALS

1. Extruded Polystyrene
2. Polyurethane

METAL SKINS

1. G 90 Galvanized
2. Aluminum
3. Galvalume
4. Painted G90 Galvanized
5. Stainless Steel

REFRIGERATION SYSTEMS

1. Remote Systems
2. Pre-assembled Remote Systems
3. Standard Top Mount
4. Side Mount Refrigeration System
5. Saddle Mount Refrigeration System
6. Penthouse Refrigeration System
7. Roll Up Refrigeration System

OUTDOOR APPLICATIONS

WALK-IN COOLERS AND FREEZERS WITHOUT A FLOOR

MANUFACTURER

CONCLUSION

Cooler Connection, the coolest blog in the Foodservice Industry, will keep you informed with the latest cooler news: new products, preventative maintenance and fix-it tips, fact versus fiction information, "heads-up" information such as new U.S. Department of Energy (DOE) rulings, cooler parts and accessories, and much more!



Walk-in cooler



5' x 7' Brew Cave





REFRIGERATION EQUIPMENT

Gemtron Cooler and Freezer Doors

Tundra™ for normal-temperature environments, protects against condensation up to 72% relative humidity. DOE compliant.

Finishes: black, polished aluminum, silver satin, gold. Standard widths: 24, 26, 28, 30 and 36". Standard heights: 30, 67, 75 and 79". Custom sizes available. Standard features:

- High-efficiency, two-pane, dual-seal, heat reflective, gas filled, tempered glass, field-reversible doors
- QuikLoad hinging system has top auto engaging hold-open
- Large, customer-friendly 12-inch, front-mounted, high-impact, durable handles
- CrossFire LED lighting, 15-18 watts per door, 1600 Lux center of shelf, over 75,000 hours of performance, on board power supply, available on Tundra, Sierra, and Polar standard size models
- Frames have welded corners and mullions, pre-mounted post brackets, set-back mounting holes for easy installation, Available in 1, 2, 3, 4, and 5-door configurations. Full-flanged or continuous frames available
- Shelving: white or black Gravity Flow or Stand-A-Lone. Standard widths: 24, 26, 28, and 30". Standard depths: 24, 27, 36, and 43"

Sierra™ for high-humidity environments, excellent visibility and guaranteed performance under the toughest conditions. *Same features as the Tundra, plus...*

- Heated glass doors
- Anti-condensate controller (proportional)
- One-piece, full-perimeter, snap-in magnetic door gasket

Polar™ for low-temperature environments, high performance, durable construction, and exceptional energy efficiency. *Same features as the Tundra and Sierra, plus...*

- Three-pane heated doors

Yukon™ for value-minded retailers, Yukon products offer many features typically found in higher-end door systems. 3 door options: NT (standard normal temp), NTH (high humidity normal temp), and LT (low temp).

- Yukon NT has 2 pane, heat reflective, gas filled doors
- Yukon NTH has 2 pane, heated glass, heat reflective doors
- Yukon LT has 3 pane, heated glass, heat reflective doors
- Bottom engaging hold-open
- One-piece, full-perimeter, snap-in magnetic door gasket
- T-8 lighting with proven electronic ballast



Frame finishes left to right: silver satin, black, smooth gold, polished aluminum, silver serrated and gold serrated



CrossFire LED lighting



High efficiency T-8 lighting



User-friendly, durable shelving design.



REFRIGERATION EQUIPMENT

Gemtron Cooler and Freezer Door Specifications and Options

| | Tundra™ (normal temp) | Sierra™ (normal temp with heat) | Polar™ (low temp) | Yukon NT™ (normal temp) | Yukon NTH™ (normal temp with heat) | Yukon LT™ (low temp) |
|-------------------------------|---------------------------------|---|-----------------------------|-----------------------------------|--|--------------------------------|
| Reversible doors | Yes | Yes | Yes | No | No | No |
| Door frame finishes | | | | | | |
| Black | Standard | Standard | Standard | Standard | Standard | Standard |
| Silver satin | Standard | Standard | Standard | Standard | Standard | Standard |
| Silver serrated | Standard | Standard | Standard | Standard | Standard | Standard |
| Polished aluminum | Standard | Standard | Standard | Standard | Standard | Standard |
| Gold smooth | Standard | Standard | Standard | Standard | Standard | Standard |
| Gold serrated | Standard | Standard | Standard | Standard | Standard | Standard |
| Glass options | | | | | | |
| 2-pane tempered | N/A | N/A | N/A | Standard | N/A | N/A |
| 2-pane tempered Low E | Standard | N/A | N/A | Optional | N/A | N/A |
| 2-pane tempered heated | N/A | Standard | N/A | N/A | Standard | N/A |
| 3-pane tempered heated | N/A | N/A | Standard | N/A | N/A | Standard |
| Handle options | | | | | | |
| Black aluminum | Standard | Standard | Standard | Standard | Standard | Standard |
| High impact plastic | Standard | Standard | Standard | Optional | Optional | Optional |
| Chrome | Standard | Standard | Standard | Optional | Optional | Optional |
| Full-length design | Optional | Optional | Optional | Optional | Optional | Optional |
| Factory installed lock | Optional | Optional | Optional | Optional | Optional | Optional |
| Shelving options | | | | | | |
| White shelves | Standard | Standard | Standard | Standard | Standard | Standard |
| Black shelves | Standard | Standard | Standard | Optional | Optional | Optional |
| 24" deep | Optional | Optional | Optional | Standard | Standard | Standard |
| 27" deep | Standard | Standard | Standard | Optional | Optional | Optional |
| 36" deep | Optional | Optional | Optional | Optional | Optional | Optional |
| 36" deep gravity-flow | Optional | Optional | Optional | Optional | Optional | Optional |
| 43" deep gravity-flow | Optional | Optional | Optional | Optional | Optional | Optional |
| Baskets | Optional | Optional | Optional | Optional | Optional | Optional |
| Step shelves | Optional | Optional | Optional | Optional | Optional | Optional |
| Door features | | | | | | |
| Self-closing | Standard | Standard | Standard | Standard | Standard | Standard |
| One-step, adj. tension | Standard | Standard | Standard | Standard | Standard | Standard |
| Hold-open mounting | Top | Top | Top | Bottom | Bottom | Bottom |
| 1-piece full perimeter gasket | Standard | Standard | Standard | Standard | Standard | Standard |
| Dual-seal glass pack design | Standard | Standard | Standard | Standard | Standard | Standard |
| Tempered glass | Standard | Standard | Standard | Standard | Standard | Standard |
| Frame features | | | | | | |
| Welded corners and mullions | Standard | Standard | Standard | Standard | Standard | Standard |
| Set-back mounting holes | Standard | Standard | Standard | Standard | Standard | Standard |
| CrossFire LED lighting | Standard | Standard | Standard | Optional | Optional | Optional |
| Mounted electrical box | Standard | Standard | Standard | Standard | Standard | Standard |



REFRIGERATION EQUIPMENT

Anthony® Cooler and Freezer Doors

Model 101 Performance Series fully tempered glass cooler and freezer doors provide energy efficiency and performance plus narrow door rails for maximum product visibility. Standard widths: 24, 26, 28 and 30". Standard heights: 36, 67, 75 and 79". Custom sizes available. Three styles to choose from:

- STANDARD 2-pane unheated glass and heated door rails
- ENERGY-FREE (NT) 2-pane unheated glass and rails
- ENERGY-EFFICIENT (LT) 3-pane heated glass and rail freezer doors with heat-reflective glass coating for additional energy savings

Standard features

- Insulated perimeter frames in black, silver or gold are designed for easy maintenance from the front of the doors
- Patented forward facing raceway
- Quick change reversible doors/reversible hinge with auto hold-open
- Anthony hinge pin for cordless power to door
- Torquemaster™ system for door sag and closing tension adjustment
- Choice of narrow 1-5/16" or wide 1-3/4" door rail
- Magnetic door gaskets for air-tight seal
- Five adjustable 27" deep, white epoxy coated shelf system with price tag molding is standard (79" doors, 7 shelves)
- Full length fluorescent light fixtures, with lamps, shields and pre-wired 120V ballasts
- Standard T-8 lighting, Optimax2 LED or ELS lighting optional
- Slimline handles standard, Soft Touch and full-length handles optional
- Matching C2000 curved glass doors available
- Keyless remote 120V electronic locks available

Model 401 Economy cooler and freezer door systems

- Non-reversible doors
- Narrow 1-5/16" rail for maximum viewing area
- Non-heated or heated glass
- Standard T-8 lighting
- Optional "Precision" or LED Lighting
- Variety of finishes available
- Trimline handle, full-length optional
- 24" deep white shelving
- Matching Pass-Thru doors available

Model 103 and 403 Pass-Thru cooler and freezer doors

- Pass-Thru doors available in all glass, solid panel, or 1/3 glass and 2/3 solid panel (gold, silver, white or black panels)
- Same features as 101 & 401, kick plate & bumper bar opt.



Full-length handle



Marquee door with custom graphics between glass



Model 101 NT



Model 401

Electronic locks work remotely without keys to lock doors. Use standard 120V power supply. Factory installed cylinder locks and P.O.M. locks available.

Torquemaster™ adjusts door closing tension and centers the door in its frame with only a regular screwdriver. Works so easily that any maintenance personnel can make adjustments in seconds.

OptiMax2 LED lighting system provides brighter merchandising while lower operating costs! LED lights love the cold, running 50,000 hours in a cooler case - and almost twice as long in a freezer. With no lamps or ballasts to replace, this system cuts maintenance costs, and offers a 5 year component warranty. Low-voltage LED lighting uses less energy, directs bright light across the shelves, and is environmentally friendly. No mercury in the bulbs, and no UV rays to degrade your products.



REFRIGERATION EQUIPMENT

Anthony 101 and 401 Cooler and Freezer Door Specifications and Options

| | 101 Cooler Std (2-panes, heated rails) | 101 Cooler NT (2-panes, unheated rails) | 101 Freezer LT (3-panes, heated glass & rails) | 401 Cooler (2-panes, heated rails) | 401 Freezer (3-panes, heated glass & rails) |
|-----------------------------------|---|--|---|---|--|
| Reversible doors | Yes | Yes | Yes | No | No |
| Door frame finishes | | | | | |
| Black | Standard | Standard | Standard | Standard | Standard |
| Silver smooth | Standard | Standard | Standard | Standard | Standard |
| Silver serrated | Standard | Standard | Standard | Standard | Standard |
| Gold smooth | Standard | Standard | Standard | Standard | Standard |
| Gold serrated | Standard | Standard | Standard | Standard | Standard |
| Satin silver anodized | Optional | Optional | Optional | N/A | N/A |
| Glass options | | | | | |
| 2-pane tempered | Standard | Standard | N/A | Standard | N/A |
| 3-pane tempered heated | N/A | N/A | Standard | N/A | Standard |
| Solid panel or tinted | Optional | Optional | Optional | Optional | Optional |
| 2-pane NT heated glass | Optional | Optional | Optional | Optional | Optional |
| 3-pane NT unheated glass | Optional | Optional | Optional | Optional | Optional |
| Marquee custom display | Optional | Optional | Optional | Optional | Optional |
| Decorator tape | Optional | Optional | Optional | Optional | Optional |
| Handle options | | | | | |
| Slimline black, silver, gold | Standard | Standard | Standard | Optional | Optional |
| Slimline chrome, satin silver | Optional | Optional | Optional | Optional | Optional |
| CleanGrip black, gray | Standard | Standard | Standard | N/A | N/A |
| SoftTouch black | Standard | Standard | Standard | N/A | N/A |
| Trimline silver, gold, black | N/A | N/A | N/A | Standard | Standard |
| Full-length handle | Optional | Optional | Optional | Optional | Optional |
| Shelving options | | | | | |
| White or black epoxy shelves | Standard | Standard | Standard | Standard | Standard |
| 24" deep | Optional | Optional | Optional | Standard | Standard |
| 27" deep | Standard | Standard | Standard | Optional | Optional |
| 36" deep | Optional | Optional | Optional | Optional | Optional |
| Gravity-flow | Optional | Optional | Optional | Optional | Optional |
| Custom shelves | Optional | Optional | Optional | Optional | Optional |
| Extra shelves | Optional | Optional | Optional | Optional | Optional |
| Lighting options | | | | | |
| T-8 pre-wired lights | Standard | Standard | Standard | Standard | Standard |
| Precision T-8, normal or low temp | N/A | N/A | N/A | Optional | Optional |
| ELS T-8, normal or low temp | Optional | Optional | Optional | N/A | N/A |
| OptiMax2 LED | Optional | Optional | Optional | Optional | Optional |
| Frame features | | | | | |
| Perimeter frame heaters | Standard | N/A | Standard | Standard | Standard |
| Electronic door lock | Optional | Optional | Optional | N/A | N/A |
| Cylinder door lock | Optional | Optional | Optional | Optional | Optional |
| POM door locks | Optional | Optional | Optional | N/A | N/A |
| Energy controller | Optional | Optional | Optional | Optional | Optional |



REFRIGERATION EQUIPMENT



Cooler and Freezer Shelving

For more information please visit <http://www.uscooler.com>

Wire shelving is epoxy coated for durability and pleasing appearance. Posts are grooved at 1" increments, numbered at 2" increments, and double grooved every 8" for easy identification. *Note: for mobile post use the prefix "FGN"

Plastic split sleeves are slightly wedge-shaped and hold each corner of the shelf in its proper place on the post. Four sets (2 pieces per set) of split sleeves are needed to secure each shelf to each corner post. The appropriate number of split sleeves are included with new shelving units. Replacement split sleeves: Part # AM.

S-hooks are used to "add-on" shelving units with only two posts required. Part # 93333GN



Posts are grooved at 1" increments

Split sleeves fit into grooves to keep shelves level

Shelving Posts

| Part Number | Length" | Weight lbs. |
|-------------|---------|-------------|
| FF1236GN | 36 | 7 |
| FF1248GN | 48 | 9 |
| FF1260GN | 60 | 13 |
| FF1424G | 24 | 6 |
| FF1430G | 30 | 7 |
| FF1436G | 36 | 8 |
| FF1442G | 42 | 9.5 |

| Part Number | Width" | Length" | Weight lbs. |
|-------------|--------|---------|-------------|
| FF1236GN | 12 | 36 | 7 |
| FF1248GN | 12 | 48 | 9 |
| FF1260GN | 12 | 60 | 13 |
| FF1424G | 14 | 24 | 6 |
| FF1430G | 14 | 30 | 7 |
| FF1436G | 14 | 36 | 8 |
| FF1442G | 14 | 42 | 9.5 |
| FF1448G | 14 | 48 | 10.5 |
| FF1460G | 14 | 60 | 14 |
| FF1472G | 14 | 72 | 17 |
| FF1824G | 18 | 24 | 7 |
| FF1830G | 18 | 30 | 8 |
| FF1836G | 18 | 36 | 9.5 |
| FF1842G | 18 | 42 | 11 |
| FF1848G | 18 | 48 | 12 |
| FF1854G | 18 | 54 | 14.5 |
| FF1860G | 18 | 60 | 17 |
| FF1872G | 18 | 72 | 20 |
| FF2124G | 21 | 24 | 8 |
| FF2130G | 21 | 30 | 9 |
| FF2136G | 21 | 36 | 11 |
| FF2142G | 21 | 42 | 12 |
| FF2148G | 21 | 48 | 14 |
| FF2154G | 21 | 54 | 16 |
| FF2160G | 21 | 60 | 18 |
| FF2172G | 21 | 72 | 24 |
| FF2424G | 24 | 24 | 9 |
| FF2430G | 24 | 30 | 11 |
| FF2436G | 24 | 36 | 13 |
| FF2442G | 24 | 42 | 15 |
| FF2448G | 24 | 48 | 16 |
| FF2454G | 24 | 54 | 18 |
| FF2460G | 24 | 60 | 21 |
| FF2472G | 24 | 72 | 26 |

Accessories



| Part Number | 93333GN | CA5SBR | AP | AF | AG | APL | AM |
|-------------|--------------------|--|----------|------------|-------------------------|---------------------|----------------------------|
| Description | S hook for add-ons | Caster set, includes two locking casters | Post cap | Foot plate | Non-marring floor glide | Locking post collar | Split sleeves, set of four |

Advanced Beverage Solutions • Ph: 877-814-2271 • Fax: 847-524-1710 • E-mail: abscs@absone.com • Visit us online at www.absone.com



REFRIGERATION EQUIPMENT



Refrigeration Compressors

Tecumseh hermetically sealed compressors work quietly and reliably, use R-134A refrigerant, and come with a 20 month warranty.

Constantly striving toward more efficient use of energy, Embraco compressors use only half of the energy compared to models delivering the same refrigeration capacity two decades ago. *Consumer Reports Magazine* ranked freezers and refrigerators with Embraco compressors as the quietest and most energy efficient in various categories.

| Tecumseh | | Gas | | | Package | |
|--------------|--------------|------|--------|-------|---------|------|
| Part Number | Size | R-12 | R-134a | R-404 | Boxed | Bulk |
| AE530AR718A2 | 1/5 HP | | X | | | X |
| AE540AT736A4 | 1/4 HP | | X | | | X |
| AE234AL602A4 | 1/3 HP | X | | | X | |
| AE630AR717A4 | 1/3 HP | | X | | | X |
| AK168AJ032B4 | 1/2 HP | | X | | | X |
| AK169AT041A4 | Super 1/2 HP | | X | | | X |
| AK170AT030B6 | 3/4 HP | | | X | | X |



AE compressor



AK compressor



FF12BX compressor



Condenser fan motor

| Embraco | 1/4 HP | | 1/3 HP | | 1/2 HP | |
|----------------------------------|--------|---------|--------|---------|--------|--------|
| | R-12 | R-134a | R-12 | R-134a | R-12 | R-134a |
| Low Start Torque | FF10BK | FF10HBK | FF12BK | FF12HBK | | |
| High Torque with Start Capacitor | FF10BX | FF10HBX | FF12BX | FF12HBX | | |
| Aspera | 1/4 HP | | 1/3 HP | | 1/2 HP | |
| | R-12 | R-134a | R-12 | R-134a | R-12 | R-134a |
| Low Start Torque | E5170A | E5170Z | E6187A | E5187Z | T6213A | T6213Z |
| High Torque with Start Capacitor | E6170A | E6170Z | E5187A | E6187Z | T6215A | T6215Z |

Condenser Fan Motors

| Part Number | HP | Volts | RPM | Amps | Rotation | Motor Width" | Shaft Dia. x L" | Wt. Each | Replaces |
|-------------|-----|--------|------|------|----------|--------------|-----------------|----------|---|
| 5211 | 4W | 115VAC | 1550 | 0.27 | CW | 2 1/2" | 1/4 x .375 | 2.2 lbs | NRP: NRP5211, GE: 5KSP51AL511, GRANGER: 3M275, EMERSON: RF115, CPC: MTG5211, MARS: D5211, STEVECO: S5211 |
| 5212 | 4W | 115VAC | 1550 | 0.27 | CCW | 2 1/2" | 1/4 x .375 | 2.2 lbs | NRP: NRP5212, GE: 5KSP51AL513, GRANGER: 3M274, CPC: MTG5212, MARS: D5212, STEVECO: S5212 |
| 5311 | 6W | 115VAC | 1550 | 0.40 | CW | 2 1/2" | 1/4 x .375 | 3.3 lbs | NRP: NRP5311, GE: 5KSP51CL501, GRANGER: 3M630, EMERSON: RF117, CPC: MTG5311, MARS: D5311, STEVECO: S5311 |
| 5312 | 6W | 115VAC | 1550 | 0.40 | CCW | 2 1/2" | 1/4 x .375 | 3.3 lbs | NRP: NRP5312, GE: 5KSP51CL502, GRANGER: 3M269, EMERSON: RF116, CPC: MTG5312, MARS: D5312, STEVECO: S5312 |
| 800402 | 9W | 115VAC | 1550 | 0.50 | CW | 3" | 1/4 x .375 | 3.3 lbs | NRP: NRP5411, GE: 5KSP51ECL551, GRANGER: 3M285, EMERSON: RF08, CPC: MTG5411, MARS: D5411, STEVECO: S5411 |
| 5412 | 9W | 115VAC | 1550 | 0.50 | CCW | 3" | 1/4 x .375 | 3.3 lbs | NRP: NRP5412, GE: 5KSP51ECL553, GRANGER: 3M284, EMERSON: RF118, CPC: MTG5412, MARS: D5412, STEVECO: S5412 |
| 5811 | 16W | 115VAC | 1550 | 1.00 | CW | 3 1/4" | 1/4 x .375 | 4.0 lbs | NRP: NRP5811, GE: 5KSP51AL513, GRANGER: 3M274, CPC: MTG5212, MARS: D5212, STEVECO: S5212 |
| 5812 | 16W | 115VAC | 1550 | 1.00 | CCW | 3 1/4" | 1/4 x .375 | 4.0 lbs | NRP: NRP5812, GE: 5KSP51GL583, GRANGER: 3M475, EMERSON: RF111, CPC: MTG5812, MARS: D5812, STEVECO: S5812 |



REFRIGERATION EQUIPMENT



OEM Cooler and Vending Replacement Parts

| Part Number | Description | Model | Dimensions" | Brand |
|-------------------------------|--|-----------------------------|--------------------|-------|
| TRUE REPLACEMENT PARTS | | | | |
| 874094 | Flat shelf white wire, top | GDM-07 | 19-11/16 x 18 | True |
| 874083 | Flat shelf white wire, bottom | GDM-07 | 19-11/16 x 12-1/2 | True |
| 875357 | Flat shelf white wire | GDM-10/10RF/12/12LE/12RF/15 | 20-5/8 x 17-1/2 | True |
| 875368 | Flat shelf white wire | GDM-14 | 20-7/8 x 16-1/4 | True |
| 874091 | Flat shelf white wire, no-notch | GDM-23 IDL/23HL/23RF | 22-9/16 x 24 | True |
| 871750 | Flat shelf white wire, non-IDL, right hinge notched | GDM-23 | 22-9/16 x 24 | True |
| 871751 | Flat shelf white wire, no-notch | GDM-23A | 22-9/16 x 23-1/8 | True |
| 871752 | Flat shelf white wire, no-notch | GDM-26 IDL/26HL/26RF | 25-11/16 x 23-1/4 | True |
| 871749 | Flat shelf white wire, non-IDL, right hinge notched | GDM-26 | 25-11/16 x 24 | True |
| 875374 | Flat shelf white wire | GDM-33/33C | 17-1/4 x 21-1/8 | True |
| 874063 | Flat shelf white wire | GDM-33C-PT/33CPT-54 | 34-3/8 x 17-7/8 | True |
| 874099 | Flat shelf white wire | GDM-33SSL-54 | 17-1/4 x 21-1/8 | True |
| 874090 | Flat shelf white wire | GDM-33SL-60 | 35-1/4 x 14-3/4 | True |
| 875340 | Flat shelf white wire | GDM-35SLRF | 35-1/4 x 23-3/8 | True |
| 875341 | Flat shelf white wire | GDM-37/37HL | 19 x 20-9/16 | True |
| 875342 | Flat shelf white wire | GDM-41/41C | 20-5/8 x 20-9/16 | True |
| 874044 | Flat shelf white wire | GDM-41SL | 20-7/8 x 16-1/4 | True |
| 874070 | Flat shelf white wire | GDM-41SL-54/41SL-60 | 20-7/8 x 14-3/4 | True |
| 875343 | Flat shelf white wire | GDM-45 | 22-15/16 x 20-9/16 | True |
| 875344 | Flat shelf white wire | GDM-47 | 24-7/16 x 20-9/16 | True |
| 874089 | Flat shelf white wire, IDL, no-notch | GDM-49/49RF | 24-9/16 x 22-1/8 | True |
| 874092 | Flat shelf white wire, non-IDL, notched | GDM-49/49RF | 24-9/16 x 23-1/2 | True |
| 875345 | Flat shelf white wire | GDM-69 | 23-7/8 x 20-9/16 | True |
| 875300 | Flat shelf white wire, IDL, no-notch | GDM-72 | 24-1/4 x 22-1/8 | True |
| 875289 | Welded wire shelf with cage and plastic glide mats, complete | GDM-10/12 | 20-5/8 x 17-1/2 | True |
| 876261 | Welded wire shelf with cage and plastic glide mats, complete | GDM-14 | 25-11/16 x 20-1/2 | True |
| 879254 | Welded wire shelf with cage and plastic glide mats, complete | GDM-14SL | 25-3/4 x 12-3/8 | True |
| 876202 | Welded wire shelf with cage and plastic glide mats, complete | GDM-23 | 22-9/16 x 23-1/4 | True |
| 876203 | Welded wire shelf with cage and plastic glide mats, complete | GDM-26 no-notch | 25-11/16 x 23-1/4 | True |
| 875221 | Welded wire shelf with cage and plastic glide mats, complete | GDM-26 notched | 25-11/16 x 24 | True |
| 876259 | Welded wire shelf with cage and plastic glide mats, complete | GDM-33/35 | 17-1/8 x 21-1/8 | True |
| 873983 | Welded wire shelf with cage and plastic glide mats, complete | GDM-33CPT | 34-3/8 x 17-5/8 | True |
| 875284 | Welded wire shelf with cage and plastic glide mats, complete | GDM-33SSL-54 | 31-3/4 x 12-3/8 | True |
| 874939 | Welded wire shelf with cage and plastic glide mats, complete | GDM-33SL-60 | 35-1/4 x 14-3/4 | True |
| 876228 | Welded wire shelf with cage and plastic glide mats, complete | GDM-35SLRF | 35-1/4 x 15-1/4 | True |
| 876206 | Welded wire shelf with cage and plastic glide mats, complete | GDM-37 | 19 x 20-9/16 | True |
| 876207 | Welded wire shelf with cage and plastic glide mats, complete | GDM-41/43 | 20-7/8 x 20-9/16 | True |
| 875243 | Welded wire shelf with cage and plastic glide mats, complete | GDM-41SL | 20-7/8 x 16-1/4 | True |
| 873987 | Welded wire shelf with cage and plastic glide mats, complete | GDM-41SL-54/60 | 20-7/8 x 14-3/4 | True |
| 878789 | Welded wire shelf with cage and plastic glide mats, complete | GDM-41C-48 | 21-1/2 x 17-1/2 | True |
| 875277 | Welded wire shelf with cage and plastic glide mats, complete | GDM-41CPT-48 | 20-7/8 x 17-7/8 | True |
| 876208 | Welded wire shelf with cage and plastic glide mats, complete | GDM-45 | 22-15/16 x 20-9/16 | True |

Advanced Beverage Solutions • Ph: 877-814-2271 • Fax: 847-524-1710 • E-mail: absocs@absone.com • Visit us online at www.absone.com



REFRIGERATION EQUIPMENT



OEM Cooler and Vending Replacement Parts

| Part Number | Description | Model | Dimensions" | Brand |
|-------------------------------|--|--------------------|-------------------|-------|
| TRUE REPLACEMENT PARTS | | | | |
| 876209 | Welded wire shelf with cage and plastic glide mats, complete | GDM-47 | 24 7/16 X 20 9/16 | True |
| 876213 | Welded wire shelf with cage and plastic glide mats, complete | GDM-49 | 24 9/16 X 22 1/8 | True |
| 876211 | Welded wire shelf with cage and plastic glide mats, complete | GDM-69 | 23 7/8 X 20 9/16 | True |
| 876212 | Welded wire shelf with cage and plastic glide mats, complete | GDM-72 | 24-1/4 X 22-1/8 | True |
| WBGDM10/12P | WB-Slide, replacement glide mats for True | GDM-10/12 | 18.5 X 16.5/FA | True |
| WBGDM14P | WB-Slide, replacement glide mats for True | GDM-14 | 23.75 X 19.5/FA | True |
| WBGDM23P | WB-Slide, replacement glide mats for True | GDM-23 | 20.5 X 22.5/FA | True |
| WBGDM26P | WB-Slide, replacement glide mats for True | GDM-26 | 24 X 22.5 | True |
| WBGDM33/35P | WB-Slide, replacement glide mats for True | GDM-33/35 IDL | 17.5 X 14-.25 | True |
| WBGDM33CPTLP | WB-Slide, replacement glide mats for True | GDM-33-CPT left | 14.75 X 17/FA | True |
| WBGDM33CPTRP | WB-Slide, replacement glide mats for True | GDM-33CPT right | 17.75 X 17/FA | True |
| WBGDM33SSL/54RP | WB-Slide, replacement glide mats for True | GDM-33SSL-54 right | 15.0 X 11.5/FA | True |
| WBGDM33SSL54LP | WB-Slide, replacement glide mats for True | GDM-33SSL-54 left | 15.0 X 11.5 /FA | True |
| WBGDM33SL60LP | WB-Slide, replacement glide mats for True | GDM-33SL-60 left | 11.84 X 13.75/FA | True |
| WBGDM33SL60RP | WB-Slide, replacement glide mats for True | GDM-33SL-60 right | 21.41 X 13.75/FA | True |
| WBGDM35SLRFLP | WB-Slide, replacement glide mats for True | GDM-35SL-RF left | 16.25 X 14.25/FA | True |
| WBGDM35SLRFRP | WB-Slide, replacement glide mats for True | GDM-35SL-RF right | 17.5 X 14.25/FA | True |
| WBGDM37P | WB-Slide, replacement glide mats for True | GDM-37 | 17.5 X 19.75 | True |
| WBGDM41P | WB-Slide, replacement glide mats for True | GDM-41 | 18.75 X 19.63 | True |
| WBGDM41SLP | WB-Slide, replacement glide mats for True | GDM-41SL | 20-7/8 X 16.25 | True |
| WBGDM41SL54/60P | WB-Slide, replacement glide mats for True | GDM-41SL-54/60 | 18.38 X 14/FA | True |
| WBGDM41C48P | WB-Slide, replacement glide mats for True | GDM-41C-48 | 20.25 X 16.88 | True |
| WBGDM45P | WB-Slide, replacement glide mats for True | GDM-45 | 21.25 X 19.75 | True |
| WBGDM47P | WB-Slide, replacement glide mats for True | GDM-47 | 21.56 X 19.75 | True |
| WBGDM49P | WB-Slide, replacement glide mats for True | GDM-49 | 23.25 X 21.13 | True |
| WBGDM69P | WB-Slide, replacement glide mats for True | GDM-69 | 21.5 X 19.63 | True |
| WBGDM72P | WB-Slide, replacement glide mats for True | GDM-72 | 21.5 X 21.13 | True |
| 871322 | Sign frame assembly, black | GDM-26/26HL | | True |
| 871340 | Sign frame end, black | | 8-3/4 | True |
| 871363 | End cap, bow front | | | True |
| 810230 | Evaporation drain pan (small) | GDM-12/22/23/26 | 21 5/8 x 7 | True |
| 810446 | Evaporation drain pan (medium) | GDM-33/41 | 15.625 x 12.625 | True |
| 810231 | Evaporation drain pan (large) | | 25.25 x 12.375 | True |
| | True cooler stand, gas island | GDM-33CPT54 | | True |
| 810862 | Door gasket, magnetic | GDM-19/23 | 25-1/8 x 54-1/8 | True |
| 810804 | Door gasket | GDM-26 | | True |
| 810804 | Gasket, True, black | GDM-26 | 28-1/8 x 54-1/8 | True |
| 810803 | Gasket, swing door, magnetic | GDM-49 | | True |
| 879352 | Grill, black, right hinged doors | GDM-23, 23HL | | True |
| 879355 | Grill assembly, black, right hinged doors | GDM-26RH, 26HL | | True |
| 812022 | Grill end, plastic, black | GDM-33 | 8-1/2 | True |
| 879378 | Grill assembly | GDM45, 45HL | | True |



REFRIGERATION EQUIPMENT



OEM Cooler and Vending Replacement Parts

| Part Number | Description | Model | Dimensions" | Brand |
|---------------------------------------|--|---------------------------|------------------------|---------|
| TRUE REPLACEMENT PARTS | | | | |
| 830275 | Threaded stem caster, set of 4 | GDM-33SSL | 1/2- 13 x 1 | True |
| WBC872010 | Caster set of 2 powder coated black 4" casters with a 27" frame, includes one 880746 frame with two welded casters (one with brake, one without), 2 sets required per assembly | GDM-23 and GDM-26 | | |
| 872005 | Leg leveler, raw, 3324 chromed FT hex head | | 3/8-16 x 1.5 thread FT | True |
| 872050 | Leg leveler, raw, 4424 chromed FT hex head | | 1/2-13 x 1.5 thread FT | True |
| 11251871 | Side panel left | GDM-10 | | True |
| 11251881 | Side panel right | GDM-10 | | True |
| 1125187 | Side panel left | GDM-12 | | True |
| 1125188 | Side panel right | GDM-12 | | True |
| 11251872 | Side panel left | GDM-23/26 | | True |
| 11251882 | Side panel right | GDM-23/26 | | True |
| 1125545 | Side panel left | GDM-33CPT | | True |
| 11251901 | Side panel left | GDM-41SL60 | | True |
| 1125190 | Side panel right | GDM-41SL60 | | True |
| 11251902 | Side panel right | GDM-45/47/69 | | True |
| 11251903 | Side panel left | GDM-45/47/69 | | True |
| 872514 | Door channel bottom | GDM-37 | 39-13/16 | True |
| 872512 | Door channel bottom | | | True |
| 872513 | Door channel bottom | | | True |
| 872511 | Door channel bottom | GDM-47 | | True |
| 872510 | Door channel bottom | GDM-69 | 74-1/2in | True |
| BEVERAGE-AIR REPLACEMENT PARTS | | | | |
| 61C31138A01 | Curvflow organizers (4 unit) | MT-10,12,14,19 | 18-3/4 x 20-1/4 | Bev-Air |
| 61C31160A01 | Curvflow organizers (5 unit) | MT-23, 45, 66 | 23-3/4 x 21-1/2 | Bev-Air |
| 61C31193A01 | Curvflow organizers (5 unit), horizontal | MT-27 | 26 x 26-7/8 | Bev-Air |
| 61C3114901 | Curvflow organizers (5 unit) | MT-33, 35 | 17 x 21-1/2 | Bev-Air |
| 61C31151A01 | Curvflow organizers (5 unit) | MT-38 | 19 x 21-1/2 | Bev-Air |
| 61C31153A01 | Curvflow organizers (5 unit), no notch | MT-49HL, 72HL | 23-1/4 x 24-3/8 | Bev-Air |
| 61C31186A01 | Curvflow organizers (3 unit) | MM-14 | 32-1/4 x 15-3/4 | Bev-Air |
| WB706116D01 | WB-Slide, replacement glide mats for Beverage-Air | BZ-16 left | 15.75 x 17.88/FA | Bev-Air |
| WB706117D01 | WB-Slide, replacement glide mats for Beverage-Air | BZ-16 right | 15.75 x 17.88/FA | Bev-Air |
| WB706180D01 | WB-Slide, replacement glide mats for Beverage-Air | BZ-13 | 25.63 x 20.69/FA | Bev-Air |
| WB706094C | WB-Slide, replacement glide mats for Beverage-Air | MT-10,12 | 19.63 x 17.75/FA | Bev-Air |
| WB706095C | WB-Slide, replacement glide mats for Beverage-Air | MT-15,17 | 15.56 x 16.75/FA | Bev-Air |
| WB706096C | WB-Slide, replacement glide mats for Beverage-Air | MT-18, 21, 23, 45, 66, 72 | 22.63 x 20.5/FA | Bev-Air |
| WB706097C | WB-Slide, replacement glide mats for Beverage-Air | MT-27 horizontal | 25.38 x 25.88/FA | Bev-Air |
| WB706098C | WB-Slide, replacement glide mats for Beverage-Air | MT-27 vertical | 25.38 x 23.38/FA | Bev-Air |
| WB706099C | WB-Slide, replacement glide mats for Beverage-Air | MT-33 | 16.38 x 20.5/FA | Bev-Air |
| WB706100C | WB-Slide, replacement glide mats for Beverage-Air | MT-38 | 18.13 x 20.5/FA | Bev-Air |
| WB706101C | WB-Slide, replacement glide mats for Beverage-Air | MT-49, 72 | 22.63 x 23.38/FA | Bev-Air |
| WB706102C | WB-Slide, replacement glide mats for Beverage-Air | MM-22 | 20.5 x 14.25/FA | Bev-Air |
| WB706093C | WB-Slide, replacement glide mats for Beverage-Air | MM-14 | 15.56 x 14.75/FA/L | Bev-Air |

Advanced Beverage Solutions • Ph: 877-814-2271 • Fax: 847-524-1710 • E-mail: absocs@absone.com • Visit us online at www.absone.com



REFRIGERATION EQUIPMENT



OEM Cooler and Vending Replacement Parts

| Part Number | Description | Model | Dimensions" | Brand |
|--------------------------------------|---------------------------------------|---------------|--------------------|---------|
| BEVERAGEAIR REPLACEMENT PARTS | | | | |
| 703444A rev C | Condensate soaker CF-SE 2001 | All | 2.5 x 6.75 | Bev-Air |
| 703782A rev B | Condensate soaker | All | 2.5 x 5.5 | Bev-Air |
| 702307C05* | End shield | BZ-16 | | Bev-Air |
| 706090D | Side shield | BZ-16 | | Bev-Air |
| 706091D | Front shield | BZ-16 | | Bev-Air |
| 706116D01 | Glide mat LH | BZ-16 | | Bev-Air |
| 706117D01 | Glide mat RH | BZ-16 | | Bev-Air |
| 44B31258D08 | Replacement grill, red | BZ-16 | | Bev-Air |
| 706163D01 | Side shield | BZ-13 | | Bev-Air |
| 706164D01 | Front shield | BZ-13 | | Bev-Air |
| 706196001 | Door handle, handle pocket cooler RFB | MM-14 | | Bev-Air |
| 712013C10 | Door gasket | MT-10 | | Bev-Air |
| 712013C01 | Door gasket | MT-12 | 21-1/4 x 49-1/16 | Bev-Air |
| 712013C06 | Door gasket | MM-14 | | Bev-Air |
| 712013C03 | Door gasket | MM/MT-27 | 29-1/4 x 55-1/4 | Bev-Air |
| 703814B | Door gasket, magnetic | MT-38, 45, 66 | | Bev-Air |
| 703971C05 | Door gasket, top | MT-45 | | Bev-Air |
| 404231CDD | Door gasket | MT-49 | | Bev-Air |
| 712013C04 | Door gasket, new | MT-72 | | Bev-Air |
| 44B31216C | Grill, front, lift off | MT-10, 12, 14 | | Bev-Air |
| 44A11663C03 | Grill bracket, RH/LH | BZ-16 | | Bev-Air |
| 40B48061D02 | Black swing door, right hand | MT-10 | 23.25 x 42 | Bev-Air |
| 40B48062D02 | Black swing door, right hand | MT-12 | 23.25 x 51 | Bev-Air |
| 40B48S063D03 | Black swing door, right hand | MT-27 | 29-1/8 x 55-1/16 | Bev-Air |
| 40B48S063D006 | Black swing door, right hand | MT-49 | 25-71/16 x 55-1/16 | Bev-Air |
| WBMT12L | Side panel left | MT-12 | | Bev-Air |
| WBMT12R | Side panel right | MT-12 | | Bev-Air |
| WBMT21L | Side panel left | MT-21 | | Bev-Air |
| WBMT21R | Side panel right | MT-21 | | Bev-Air |
| WBMT27L | Side panel left | MT-27 | | Bev-Air |
| WBMT27R | Side panel right | MT-27 | | Bev-Air |
| WBMT33L | Side panel left | MT-33 | | Bev-Air |
| WBMT33R | Side panel right | MT-33 | | Bev-Air |
| WBMT38L | Side panel left | MT-38 | | Bev-Air |
| WBMT38R | Side panel right | MT-38 | | Bev-Air |
| WBMT45L | Side panel left | MT-45 | | Bev-Air |
| WBMT45R | Side panel right | MT45 | | BevAir |
| VENDO REPLACEMENT PARTS | | | | |
| 388125B | Sign trim, LH AB73.5" | | | Vendo |
| 10845382 | Sign trim, RH VMax 540 72" | | | Vendo |
| 10845383 | Sign trim, RH VMax 630 79" | | | Vendo |
| 1059902 | Leg leveler, solid hex head chrome | | 1/213 x 2 | Vendo |



REFRIGERATION EQUIPMENT



OEM Cooler and Vending Replacement Parts

| Part Number | Description | Model | Dimensions" | Brand |
|---|--|--|------------------------|-----------------------|
| VENDO REPLACEMENT PARTS | | | | |
| 1054087 | Side panel latch V-MAX | | 79" | Vendo |
| 11236872 | Side panel CMV latch V-MAX | | 72" | Vendo |
| 11236873 | Side panel CMV latch V-MAX | | 79" | Vendo |
| 1123687 | Side panel latch V-MAX | | 72" | Vendo |
| 11236881 | Side panel hinge V-MAX | | 79" | Vendo |
| 1123688 | Side panel hinge V-MAX | | 72" | Vendo |
| 11236901 | Side panel UN12 latch VN-511/601 | | 79" | Vendo |
| 1123690 | Side panel UN12 latch VN-511/691 | | 72" | Vendo |
| 11236911 | Side panel UN12 hinge VN-511/601 | | 79" | Vendo |
| 1123691 | Side panel UN12 hinge VN-511/601 | | 72" | Vendo |
| 11239201 | Back panel cabinet, all 79" | | 79" | Vendo |
| 11239202 | Back panel narrow cabinet, all 72" | | 72" | Vendo |
| 1123920 | Back panel cabinet, all 72" | | 72" | Vendo |
| 1122577 | Vendo plug bracket | | | Vendo |
| 1122251 | New style power cord (main power harness) IEC 320 male pigtail connector, mountable, UL recognized wire harness | | | Vendo |
| 10873384 | Old style power cord (main power harness) with IEC 320 male pigtail connector, mountable, UL recognized wire harness, replaces PBG# 570110 | | | Vendo |
| 172882 (replaces 80491728021/80491726001) | Power cord extension, 16/3 SJTOW 13 Amp 125V NEMA 5-15P one end and IEC 320 female other | Fits both new and old style Dixie Narco machines | | Vendo/ Dixie Narco |
| 1074465 | Shim, flat, Uni2 | | | Vendo |
| DIXIE NARCO REPLACEMENT PARTS | | | | |
| 11245814 | Back panel cabinet | DN601E | 79" | Dixie Narco |
| 11245816 | Back panel cabinet | DN501E | 72" | Dixie Narco |
| 11245817 | Back panel cabinet | DN368 | 72" | Dixie Narco |
| 11245818 | Back panel cabinet | DN440 | 79" | Dixie Narco |
| 11249961 | Side panel latch | DN501E | 72" | Dixie Narco |
| 11249962 | Side panel latch | DN440 | 72" | Dixie Narco |
| 11249963 | Side panel latch | DN368 | 72" | Dixie Narco |
| 1124996 | Side panel latch | DN601E | 79" | Dixie Narco |
| 11251211 | Side panel hinge | DN501E | 72" | Dixie Narco |
| 11251212 | Side panel hinge | DN440 | 72" | Dixie Narco |
| 11251213 | Side panel hinge | DN368 | 72" | Dixie Narco |
| 1125121 | Side panel hinge | DN601E | 79" | Dixie Narco |
| 80190334001 | Air dam, small | | | Dixie Narco |
| 90050204071 | Leveling leg, solid hex head chrome, 2-5/8" overall | | 1/2-13 x 2-5/16 thread | Dixie Narco |
| 90050249091 | Leveling leg, solid hex head yellow, 2-1/2" overall | | 5/8 x 1.5 thread | Dixie Narco |
| 90580069041 | Soaker for condensate, fiberglass | | 3 x 4 | Dixie Narco |
| 80491096041 | LED display board, 14 SEG | | | Dixie Narco |
| | Vending security enclosure | Dixie368, Royal 660/390/804/462 | | Dixie/Royal |

Advanced Beverage Solutions • Ph: 877-814-2271 • Fax: 847-524-1710 • E-mail: absocs@absone.com • Visit us online at www.absone.com



REFRIGERATION EQUIPMENT



OEM Cooler and Vending Replacement Parts

| Part Number | Description | Model | Dimensions" | Brand |
|---|---|--|-------------|-----------------------|
| DIXIE NARCO REPLACEMENT PARTS | | | | |
| 172882 (replaces 80491728021/80491726001) | Power cord extension, 16/3 SJTOW 13 Amp 125V NEMA 5-15P one end and IEC 320 female other | Fits both new and old style Dixie Narco machines | | Vendo/ Dixie Narco |
| 80490222121 | Universal main power harness (fits old and new style Dixie Machines) with pigtail cord for use with modular cord (part number 68380) UL recognized wire harness | | | Dixie Narco |
| 43205078033 | Cover, Jones wire plug | | | Dixie Narco |
| 16515000153 | Vandal panel, large | 501E | | Dixie Narco |
| 16500004119 | Reverse vandal panel, 72" | | 72 | Dixie Narco |
| 16500004173 | Cabinet guard, 72" | | 72 | Dixie Narco |
| 61001014023 | Reverse vandal panel, 79" | | 79 | Dixie Narco |
| 1641503317 | Protective plate, 79" | 600E | 79 | Dixie Narco |
| 80180967041 | Trim sign face | 501E | 69.125 | Dixie Narco |
| | Trim sign face | | 76-7/16 | Dixie Narco |
| WB-C058160 | Caster base, powder coated black, elongated holes for easy installation, 2 080-3UM swivel 3" phenolic wheel caster with thumbscrew brake, one w/o brake, 2 required/assy. | Royal 390 376 Dixie Narco 276 368 | | Dixie Narco/ Royal |
| ROYAL REPLACEMENT PARTS | | | | |
| 1209260001 | Royal 550 side, right skin | 550 | | Royal |
| 352211 | Royal 660 back skin | 660 | | Royal |
| 352209 | Royal 660 side, left skin | 660 | | Royal |
| 352210 | Royal 660 side, right skin | 660 | | Royal |
| 352214 | Royal 804 back skin | 804 | | Royal |
| 352212 | Royal 804 side, left hinge skin | 804 | 79" | Royal |
| 352213 | Royal 804 side, right latch skin | 804 | 79" | Royal |
| 11001 | Vandal panel, LH Royal 660 72" black | 660 | 72" | Royal |
| 11002 | Vandal panel, RH Royal 660 72" black | 660 | 72" | Royal |
| 10222 | Vandal panel, LH Royal 804 79" black | 804 | 79" | Royal |
| 12122 | Vandal panel, RH Royal 804 79" black | 804 | 79" | Royal |
| | Vandal box panel, Validator | | | Royal |
| | Vending security enclosure | Royal 660/390/804/462, Dixie368 | | Royal/Dixie |
| 842005131 | Royal main wire harness to fit G3 & Merlin 842503M | G3 | | Royal |
| 842503M1 | Cord to fit Royal G3 & Merlin wire harness 842503M-1 | G3 | | Royal |
| WB2011818800 | Caster base, powder coated black, elongated holes for easy installation, 2 080-3UM swivel 3" phenolic wheel caster with thumbscrew brake, one w/o brake, 2 required/assy. | 660/550/804 | | Royal |
| WBC058160 | Caster base, powder coated black, elongated holes for easy installation, 2 080-3UM swivel 3" phenolic wheel caster with thumbscrew brake, one w/o brake, 2 required/assy. | Royal 390/376, Dixie Narco 276/368 | | Royal/Dixie Narco |
| 201185 | Royal universal caster set | | | Royal |
| 803002 | Leg Leveler 5/8 x 2.5 Solid Hex Head Chrome Leg Leveler - Raw - 1/2-13 x 3 Thread FT-4448 Chromed | | | Royal |



REFRIGERATION EQUIPMENT



OEM Cooler and Vending Replacement Parts

| Part Number | Description | Model | Dimensions" | Brand |
|------------------------------------|--|-------------|-----------------|-------|
| HABCO REPLACEMENT PARTS | | | | |
| C063642 | Flat shelf white wire | ESM-6/10/12 | 18 x 19 - 1/2 | Habco |
| C064045 | Flat shelf white wire | ESM-28 | 26-1/8 x 22 | Habco |
| C063917 | Flat shelf white wire | ESM-28 | 26-1/4 x 24-1/2 | Habco |
| C064020 | Flat shelf white wire | ESM-42 | 20-1/2 x 21-1/4 | Habco |
| QBD REPLACEMENT PARTS | | | | |
| 470200154 | Flat shelf white wire | DC-07 | 18-9/16 X 18 | |
| 470200105 | Flat shelf white wire | DC-10-12 | 17.5X 21-3/8 | |
| 470200064 | Flat shelf white wire | DC-22 | 24 X 21.5 | |
| 470200003 | Flat shelf white wire | DC-30 | | |
| 470200131 | Flat shelf white wire | DC-45 | | |
| UNIVERSAL REPLACEMENT PARTS | | | | |
| 831600 | Shelf clip for wire shelves | All | | All |
| 1FD91 | Cooler power cord, 14/3 SJTOW with NEMA 5-15P 125V 13 Amp UL | All | 11' | All |
| 21/21365311/213 A1 | Threaded stem caster, two with brake, two without, capacity 400 lbs/caster, 2-1/2" diameter polyolefin wheel with 2" tread and roller bearing-stem | All | 1/2-13 x 1-1/2" | All |
| BPSGFC10IL | Ground fault circuit interupttor -UL approved, fits all vending machines | All | | All |

TempGuard® SafeTemp® and EverCheck® are registered trademarks of Hoshizaki America, Inc., Peachtree City, Georgia.

U.S. Cooler Company, is a division of Craig Industries, Quincy, Illinois.

Gemtron® Tundra™ Sierra™ Polar™ and Yukon™ are trademarks of SCHOTT Gemtron, Sweetwater, Tennessee.

Anthony® Torquemaster™ and OptiMax2™ are trademarks of Anthony International, Sylmar, California.

True® is a registered trademark of True Manufacturing Company, O'Fallon, Missouri.

Beverage-Air® is a registered trademark of Beverage-Air Corporation, Spartanburg, South Carolina.

Vendo® is a registered trademark of SandenVendo America, Inc., Dallas, Texas.

Dixie Narco® is a registered trademark of Dixie Narco Inc., Williston, South Carolina.

Royal® is a registered trademark of Royal Vendors Inc., Kearneysville, West Virginia.

Habco® is a registered trademark of Habco Beverage Systems Inc., Toronto, Ontario, Canada.

QBD® is a registered trademark of QBD Modular Systems Inc., Brampton, Ontario, Canada.

ENERGY STAR is a joint program of the U.S. Environmental Protection Agency and the U.S. Department of Energy helping us all save money and protect the environment through energy efficient products and practices.